



## Learning Project WEEK 8 – World War 2

### Year 5

Weekly RE Tasks (Aim to do one per day)	Weekly Reading Tasks (Aim to do 1 per day)
<ul style="list-style-type: none"> <li>• Can you think of any names that Jesus gives to the Holy Spirit?</li> <li>• Find out the meaning of the word “advocate”. What does the word “true” mean? What do these words tell us about the gift of the Holy Spirit.</li> <li>• Read Acts 1:6-9. What image of the Holy Spirit do we find in these words of Jesus? Draw your image and share on <a href="#">Class Dojo</a>.</li> <li>• How many different languages can you say ‘Hello’ in? Can you find any other ways? Make a poster saying ‘Hello’ in all these languages and share on <a href="#">Class Dojo</a>.</li> <li>• Ask the children to recall different types of power that they know about. What can power do? (e.g. electricity and gas). If the Holy Spirit is a form of power, it will enable people to do many things. What do you think this tell us about Jesus’ idea of the Holy Spirit?</li> </ul>	<ul style="list-style-type: none"> <li>• Read a chapter from your home reading book and write a short summary.</li> <li>• Use your home reading journal to complete one activity or a book review on the book you are currently reading or have already read.</li> <li>• Challenge your child to read something around the house that isn’t a book. Can they create clues to explain what they read?</li> <li>• Find Anne Frank’s diary on Get Epic (See how to login below) Read the first 2 chapters.</li> <li>• Explore the books on Get Epic – find one you think you might enjoy. Once you have read a book you can leave a book review in Get Epic!</li> </ul>
Weekly Maths Tasks (Aim to do 1 per day)	Weekly Writing Tasks (Aim to do 1 per day)
<ul style="list-style-type: none"> <li>• <a href="#">Times Table Rockstars</a>. Battle of the Bands: Year 5 v Year 4 - Monday 1<sup>st</sup> June 9am to Friday 5<sup>th</sup> June 3pm. During this time period, you can play any game type, and all correct answers will be counted towards the Year 5 band score. Year 4 successfully won their last Battle of the Bands – will they win again?</li> <li>• Access <a href="#">BBC Bitesize</a>. Complete one lesson per day from the weekly planner –lessons are supported by <a href="#">White Rose Maths</a> videos – Summer Term Week 6.</li> <li>• Keep an eye out on <a href="#">‘Class Dojo’</a> for a different kind of maths task.</li> <li>• Develop your understanding across the Year 5 curriculum, by visiting and completing each day’s <a href="#">mini-maths</a> tasks for week 34.</li> <li>• Identify an area of maths that you feel needs improvement. Login to <a href="#">Oak National Academy</a> or <a href="#">Kids Classroom Secrets</a> (Username: 364022 followed by children first name. Password: cat) and search for video tutorials and games to help you improve.</li> </ul>	<ul style="list-style-type: none"> <li>• Write a description explaining who Anne Frank was: Who was she? What did she feel about the war? Where did she stay (use descriptive language)? What did she write about? <i>I have attached a PowerPoint to help you with this activity. Post your work on <a href="#">‘Class Dojo’</a>.</i></li> <li>• Complete Anne Frank’s Suitcase activity (below) – What would you put into your suitcase? Share your ideas on <a href="#">Class Dojo</a>.</li> <li>• Write an entry into your own diary/journal.</li> <li>• Compare your diary/journal entry to one of Anne Frank’s. Are there any similarities/ differences? Discuss these with your family. Share your thoughts on <a href="#">Class Dojo</a>.</li> <li>• Listen to this week’s Newsround and create your own information leaflet about one of the key topics. <a href="https://www.bbc.co.uk/newsround">https://www.bbc.co.uk/newsround</a></li> </ul>

## Learning Project - to be done throughout the week

The project this week aims to provide opportunities for your child to gain a better understanding of the The Outbreak of War.

Some of these tasks will be set via 'Class Dojo' during the week – please complete them online, as teachers will be able to provide feedback.

- **Music** ('Class Dojo') – Learn the following rap  
*Hello to you! (Point round an imaginary circle)*  
*It's World War 2! (Hand like a megaphone round mouth)*  
*We're learning how to fly (Arms out like plane wings)*  
*Fighting Hitler in the sky! (Point arms up like search lights)*  
*We're knitting socks! (Fingers knit)*  
*But no new frocks! (Shrugs)*  
*We're going to dig, dig, dig! (Digging)*  
*Hope the spuds are big? (Hands hold a giant spud)*  
*We're going to win this war! (Triumphal fist)*  
*And that's for sure (Thumbs up)*
- **Art** – Draw your own image of World War 2 – this could be a soldier in a trench, a bomb exploding, an evacuee or a choice of your own. Do not add colour or shading, but save your picture for next week (this is lesson 1 of 4).
- **Science / Design Technology** ('Class Dojo') – [Air raid shelters](#) were used during World War 2. Design a new air raid shelter. What materials would it be made from? What properties do these materials have that make them suitable?
- **History** ('Class Dojo'): – Listen to the [BBC audio footage](#) of the then Prime Minister, Neville Chamberlain, announcing that Britain was at war with Germany. How would you have felt to hear the announcement? What questions would you have wanted to ask Mr Chamberlain?
- **Geography** – using the map provided find out if each of the labeled countries was a part of the Allies, Axis Powers, Axis-controlled countries or neutral countries. Make sure to use a key when adding colour to your map.
- **PHSE** – ('Class Dojo') Explore the meaning of the word 'CALM'. What does this mean to you. What activities make you feel calm?

### Additional learning resources parents may wish to engage with

Find out more about Greeks by using these topic related links:

<https://greece.mrdonn.org/activities.html>

<https://www.dltk-kids.com/world/greece/>

<https://www.activityvillage.co.uk/ancient-greece>

<https://www.twinkl.co.uk/resources/covid19-school-closures>

Password: **COVTWINKLHELPS**

**#HomeLearning**

# Student Get Epic Login Instructions

Your class code:

**DMI4642**

## Laptop or Chromebook

1. Add students to your roster
2. Students go to [www.getepic.com/students](http://www.getepic.com/students)
3. Students enter class code, click on their name and they're in!

## iOS/Android

1. Add students to your roster
2. Students open the Epic! app
3. Students enter class code, click on their name and they're in!

## They're all set!

Now your students are ready to explore thousands of books in the Epic! library.

Name:

Date:

**In 1942 Anne Frank wrote in her diary:**

"The first thing I put in was this diary,  
then hair curlers, handkerchiefs, schoolbooks,  
a comb, old letters;

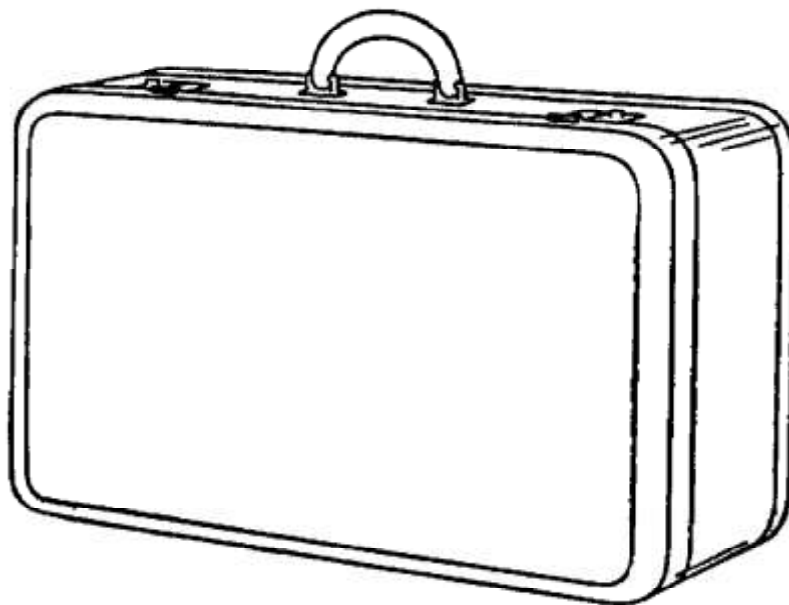
I put in the craziest things with the idea that we were going into hiding. But I'm not  
sorry, **memories mean more to me than dresses.**"

**Imagine that one day you had no choice**

**but to hide away for a long time...**

**You had time to pack only three things.**

**What would they be and why would you take them?**



1. The most important  
thing would be

---

---

---

---

Because:

---

---

---

---

---

---

---

2. The next thing I would take is \_\_\_\_\_

Because:

---

---

---

3. The last thing would be \_\_\_\_\_

Because:

---

---

---

Draw the pictures of what you would take in your suitcase.

# World War II Colouring Map





**Who was  
'Anne Frank'?**



**Anne Frank was born in Frankfurt in Germany on 12 June 1929. She was a second daughter for her parents, Otto and Edith.**



**Her sister, Margot, was three years older than Anne. She often wished to be beautiful like Margot. In 1933 the family moved to Amsterdam.**



**On her 13<sup>th</sup> birthday Anne received a diary. It was her favourite present. She named it 'Kitty' and wrote in it everyday.**



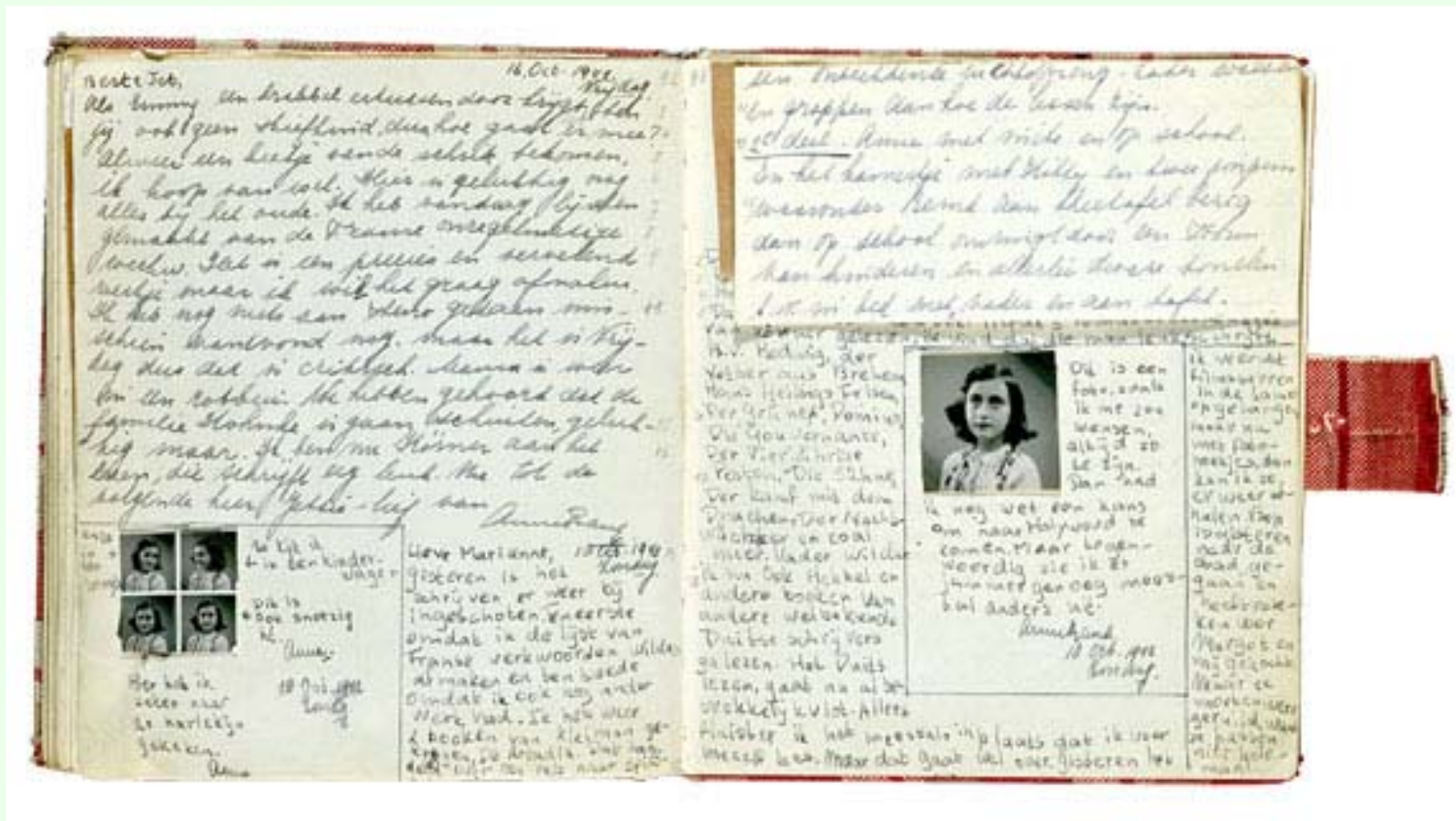
**Around this time World War II started. Anybody Jewish had to wear a star sewn onto their clothes and go to a Jewish school. Anne hated this.**



**Otto had been organising a hiding place for his family. He took them to a secret place behind his office. They would be safe here.**



**Inside the office a bookcase covered a secret door to the hiding place. Here the Frank family could hide away safely without being seen.**



**Anne took her diary with her and wrote in 'Kitty' everyday. She wrote about her wishes for the future and hopes of the war ending soon.**



**Eight people came to live inside the hiding place at the back of the office. Anne often wrote that she was tired of so many people being around.**



**Anne and Margot shared a bedroom inside the hiding place. It was small and Anne would look out of the window and see the stars.**



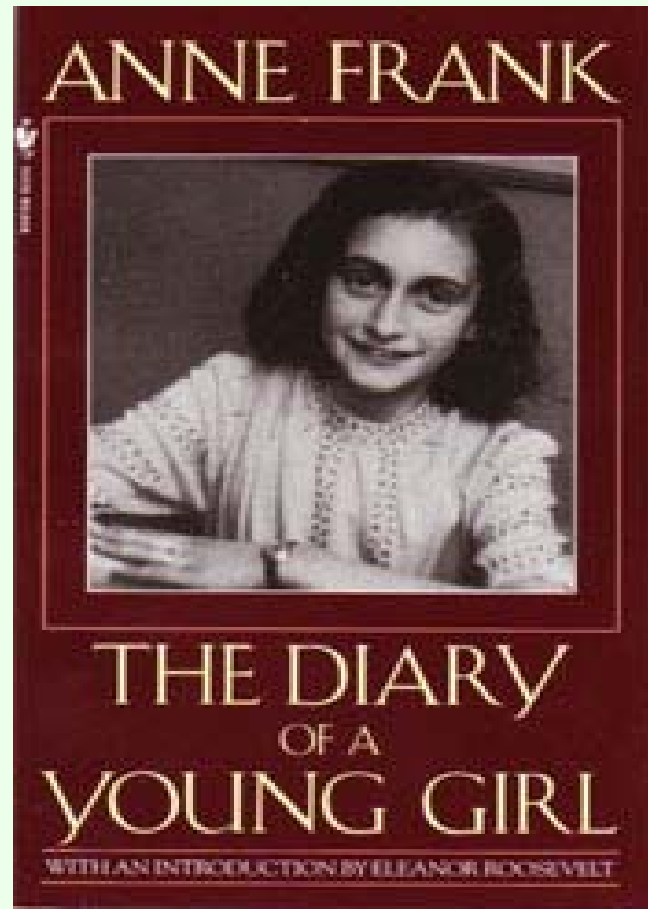
**Some of Otto's friends helped the family while they were hiding. They brought them food and news of the war. They were very brave.**



**Anne and her family hid away for 2 years. In 1944 somebody told the German soldiers where the family were hiding and they were found.**



**Anne and her family were sent to concentration camps in Germany. It was here that Anne died at the age of only 15 years old.**



**Otto was the only member of the Frank family to survive. After the war ended he was given Anne's diary and he had it made into a book.**



**‘The diary of Anne Frank’ has been read by people all over the world. She is remembered for having great courage and never giving up hope.**